



Redmi TV Safety Notice and Installation Guide

ATTENTION

This product is qualified for the BEE Star rating in the 'Home' Mode. The Objectives of Star Labeling Program is designed to promote energy efficient products and practices. When the television is initially set up, it is designed to meet the BEE Star Labeling requirements while maintaining optimum picture quality.


- Changes to certain functionalities of this television (TV Guide, Picture/sound etc) may change the power consumption.
- Depending upon such changed setting (eg. Retail mode), the power consumption may vary which possibly could exceed the stated energy consumption.

To reset the television to Star rating qualified settings, select 'Home' mode from the initial set-up procedure in 'factory settings' under the 'Set-up' menu.

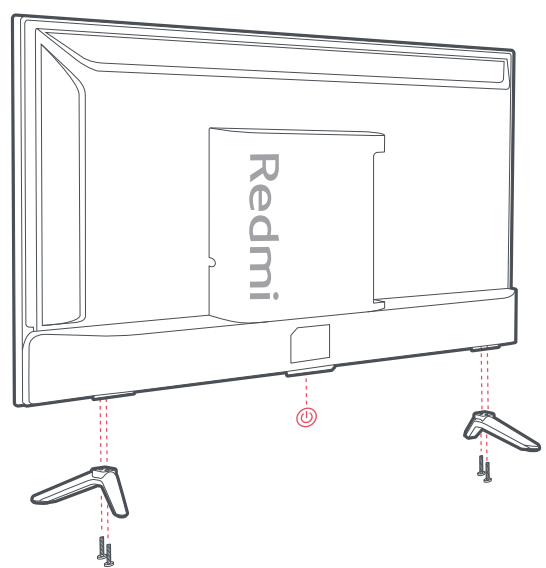
• Accessories

Note:

- Accessory Items may vary depending upon model.
- Specifications may change without prior notice. Recommended visiting website (www.mi.com) for latest updates.
- Stand pictures are for reference only.



• Installation



01 Installation (Table Top)

Insert Left/Right Stand Base to TV as shown in the picture and fasten them using screws.

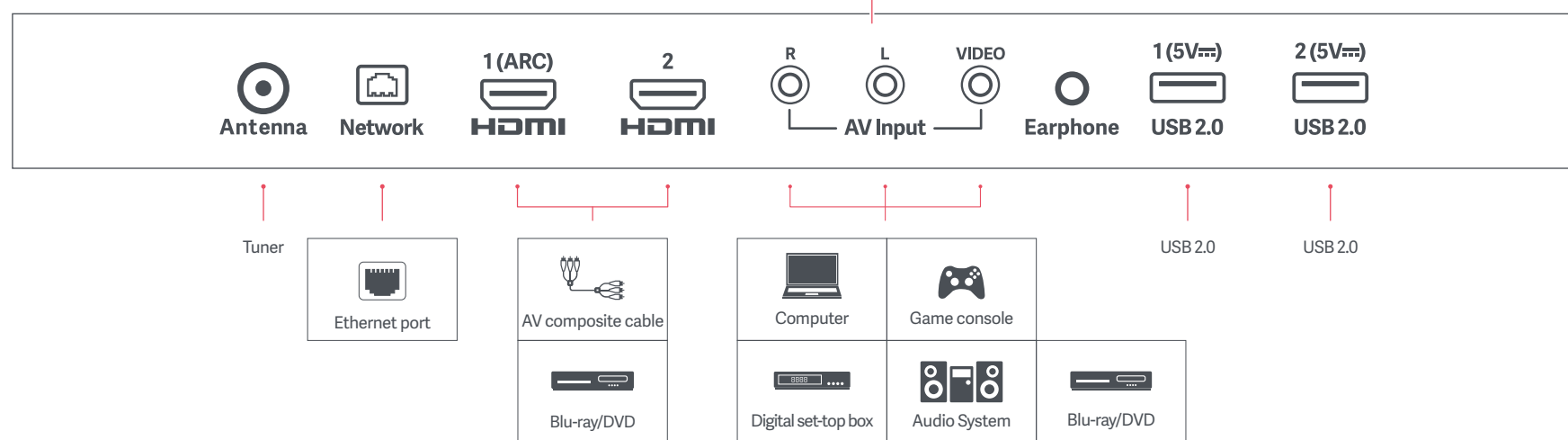
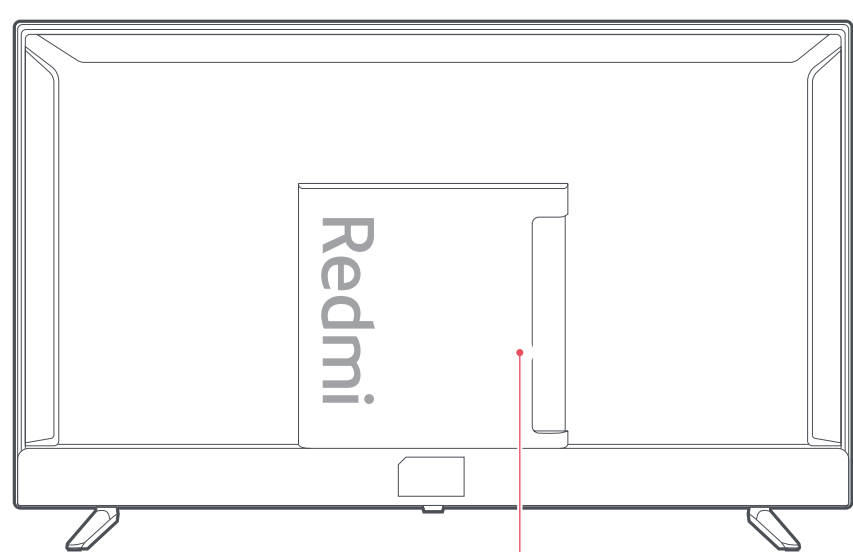
- Do not mount the TV flat, upside-down, or backwards, or side mount the TV.
- Do not place the TV on a shelf, carpet, bed, or closet.
- Do not cover the TV with fabric (such as curtains) or other materials (such as newspapers).

02 Turn On the TV

Connect TV's power cord to AC power outlet carefully. Push the power button located at bottom of TV (or press power button on remote.) to turn it On.

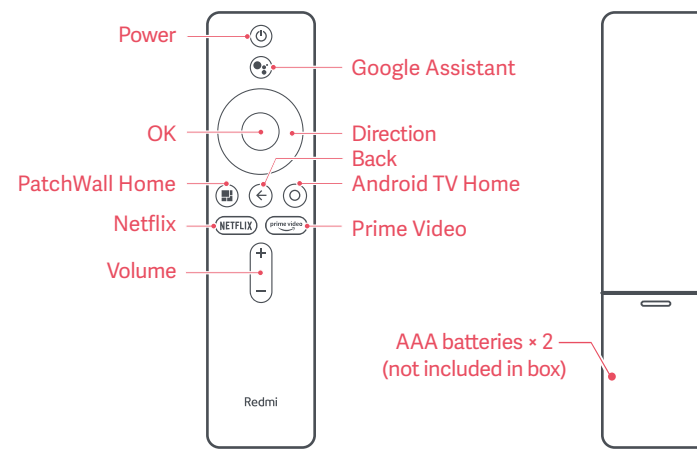
Follow screen instructions of quick start guide to setup TV.

• TV interface



• Using the remote control

The image, buttons and functions of remote control may vary depending on the region, model or source.



- Power:** Short press to power On/Off TV; Long press to select more options.
- Google Assistant:** Short press and release to talk to Google Assistant.
- OK:** Press to confirm current selection during navigation. You can pause/play the current video during playback, except Live Channels (Set-Top Box or RF).
- Android TV Home:** Short press to quickly return to the Android TV Home screen. Long press to open App drawer.
- PatchWall Home:** Short press to quickly return to the PatchWall Home screen. Long press for Quick Settings.
- Netflix:** Short press to start Netflix.
- Prime Video:** Short press to start Prime Video.
- Mute:** Double tap volume down button to mute.
- Direction:** Navigate up/down or left/right through content. During playback use left/right buttons to rewind/fast-forward.
- Back:** Go back to the previous level.

• Specs

Design and specifications are subject to change without notice.

Model	Android TV Model: L32M6-RA Voltage: 100-240V~ 50/60Hz Rated Power: 50W	Hardware Specs	CPU: Quad core A35 RAM: 1GB Storage: 8GB eMMC GPU: Mali G31 MP2
Wireless Connectivity	Wi-Fi: 2.4/5GHz Bluetooth: BT 5.0	Audio and Video Encoding	Audio formats: Dolby Digital Plus; DTS-HD; MP3; FLAC; AAC; OGG Video formats: MPEG 1/2; H.264; H.265; VP8; VP9; AV1
Basic Specs	Screen size: 80cm Screen resolution: 1366x768 Refresh rate: 60Hz	Ports	Input interface: HDMI*2; AV*1; Antenna*1 Output interface: HDMI (ARC)*1; Earphone*1 Data interface: USB2.0*2; Ethernet port x 1

• Important precautions

Installation

- The TV should be installed near an AC power outlet that can be easily plugged and unplugged.
- Place the TV on a smooth, flat surface to avoid the TV falling and causing injury or damaging the TV.
- If you intend to install a TV wall mount, we recommend that you use an authorized TV wall mount. For details, please contact the Xiaomi service hotline.
- The diameter and length of the screws will vary depending on the wall mount model. Failure to use the correct screws may cause the TV to fall or lead to internal damage.

Moving

- Disconnect all cables before moving the TV.
- Large TV need 2 or more people to move safely. Avoid applying pressure to the LED panel when moving the TV. Avoid shaking the TV or exposing it to excessive vibrations.
- When moving the TV to a new location or to carry out repair, package the TV using the original box and packaging materials.

Ventilation

- Do not cover the ventilation holes or insert any objects into the case.
- Keep a space for ventilation around the TV.

Wall mounting

In order to ensure proper ventilation and prevent the buildup of dust or dirt:

- Do not mount the TV flat, upside-down, or backwards, or side mount the TV.
- Do not place the TV on a shelf, carpet, bed, or closet.
- Do not cover the TV with fabric (such as curtains) or other materials (such as newspapers).

AC power cord

- Use the AC power cord and socket according to the instructions below to avoid fire, electric shock, damage, or personal injury.
- Insert the plug completely into the AC outlet.
- Use the TV with a 100-240V AC power source.
- When connecting cables, the AC power cord should be unplugged for safety reasons. Be careful not to trip over cables.
- Before carrying out work or moving the TV, disconnect the AC power cord from the AC power outlet.
- Keep the AC power cord away from heat.
- Unplug the AC power plug and clean it regularly. If the plug is covered with dust and has water vapor, its insulation quality may deteriorate, producing a fire risk.
- Avoid excessive pinching, bending, modifying, or twisting of the AC power cord, otherwise the wires may become exposed or broken.
- Do not place any heavy objects on the AC power cord.
- Do not pull the AC power cord when disconnecting the power.
- Do not connect too many devices on the same AC power outlet.
- Do not use unsuitable AC power outlets.

Children

- Do not let children climb the TV.
- Place small objects out of the reach of children in order to avoid swallowing.

Optional items

- Keep optional accessories or any devices that emit electromagnetic radiation away from the TV in order to avoid image distortion or noise.

In case of the following problems ...

- The AC power cord is damaged.
- The AC power outlet is not suitable.
- The TV is damaged due to a drop or impact.
- Any liquid or solid object falls into the case through an outlet, turn off the TV and immediately unplug the AC power cord. Ask the Xiaomi service center to dispatch qualified service personnel to investigate.

Usage restrictions

Do not install/use the TV in the following places, environments, or conditions, otherwise the TV may malfunction and cause a fire, electric shock, damage, or personal injury.

- Places:** Outdoors (in direct sunlight), by the sea, in a ship or other vessel, inside a car, in a medical institution, at an unstable location, next to water, or in a place exposed to rain, moisture, or mildew. If the TV is placed in the dressing room of a public bath or spa, it may be damaged by the sulfide in the air.
- Environment:** Hot, damp, or dusty places; places where insects may enter; places that may be exposed to mechanical shock; next to flammable objects (such as candles). The TV should not be exposed to dripping or splashing water, and do not place any items containing liquid such as flower vases on top of the TV. Do not place the TV in a damp or dusty place, or in a room with steam or fumes (near a stove or humidifier) to avoid fire, electric shock, or deformation. Do not boil water, heat, cook noodles, or use mosquito coils near the TV.

- Conditions:** Do not use the TV when your hands are wet, when the case is open or with accessories that are not authorized by the manufacturer. In the case of a lightning storm, disconnect the TV from the AC power cord and AC outlet. Do not install the TV in an open-air location. Failure to follow these conditions may result in personal injury or damage, or cause objects to strike the TV.

- Damage to Redmi TV screen:** Do not throw any objects toward the TV. Otherwise the screen may be broken due to the impact and cause serious injury. In case of damage to the surface of the TV, do not touch the TV from the AC power cord has been unplugged, otherwise electric shock may occur.

- Operating conditions:** Operating temperature: 0°C-45°C; Humidity: 20%-80%; Storage temperature: -15°C-40°C; Relative humidity: <80%.

Precautions

- Watch TV in appropriate lighting conditions. Watching TV in insufficient light or for long periods can damage your eyesight.
- The screen and case will get hot when the TV is working. This is normal.
- Not support the decoding of DTS-CD bitstream coming in from HDMI IN.

Using and cleaning the screen/case of the Redmi TV

Before cleaning the LED TV, ensure that the AC power cord is disconnected from the AC power outlet. In order to avoid deterioration of the casing materials or corroding the screen coating, please observe the following precautions:

- Wipe with a soft cloth to remove any dust on the surface of the screen/case. If there is still dust, wipe with a soft cloth that has been moistened with a mild detergent.
- Do not spray water or detergent directly onto the TV. It may drip to the base of the screen or external parts, causing malfunction.
- Do not use scrub pads, alkaline/acid cleaners, scouring powder, or volatile liquids, such as alcohol, volatile oils, thinners or insecticides. The use of the above materials or prolonged contact with rubber or vinyl products may cause damage to the screen surface and casing materials. It is recommended that you regularly clean the vents to ensure proper ventilation.
- When adjusting the angle of the TV, slowly move the TV to prevent it moving or slipping from the base.

Advertising

This TV displays advertising when it is switched on and off. The advertising that is displayed when the TV is switched on and off cannot be removed or altered, and we have no control over the content of third party advertising.

E-Waste

Xiaomi products are in conformity with the requirements of the reduction of hazardous substances of the E-Waste (Management) Amendment Rules, 2018. The content of hazardous substance with the exemption of the applications listed in SCHEDULE II of the E-waste Rules:

- Lead (Pb) - not over 0.1% by weight;
- Cadmium (Cd) - not over 0.01% by weight;
- Mercury (Hg) - not over 0.1% by weight;
- Hexavalent chromium (Cr⁶⁺) - not over 0.1% by weight;
- Polybrominated biphenyls (PBBs) - not over 0.1% by weight;
- Polybrominated diphenyl ethers (PBDEs) - not over 0.1% by weight.

For the purpose of recycling to facilitate effective utilization of resources, please return this product to a nearby authorized Collection Centre, registered Dismantler or Recycler, or Xiaomi Service Centre when disposing of this product.

What the Wheelie Bin symbol means: The symbol says don't dispose your e-waste into the municipal waste collection bins. That's because these wastes are hazardous in nature and need to be recycled in a special way.

How to dispose this product

Carry it to the nearest service center of Xiaomi OR Call the Toll Free Number: 1800 103 6286 OR Write to us on service@xiaomi.com. Instruction of handling the product during and after its use and Dore's with respect to handling the product:

- Always look for information on the catalogue with your product for end-of-life equipment handling.
- Ensure that only Authorized Recyclers repair and handle your electronic products.
- Always call Authorized E-waste Recyclers to Dispose products that have reached end-of-life.
- Always drop your used electronic products, batteries or any accessories when they reach the end of their life at your nearest Authorized E-Waste Collection Center / Collection Point.
- Whenever possible or as instructed, separate the packaging material according to responsible waste disposal options and sorting for recycling.

- Do not dismantle your electronic Products on your own.
- Do not throw electronics in bins having "Do not Dispose" sign.
- Do not give e-waste to informal and unorganized sectors like Local Scrap Dealer/ Rag Pickers.

Chromecast built-in Cast your favorite entertainment apps - movies & TV shows, music, games, sports and more - from your Android or iOS device. Mac or Windows computer, or Chromecast to Redmi TV. Find Chromecast-enabled apps at chromecast.com.

For DTS patents, see <http://patents.dts.com>. Manufactured under license from DTS Licensing Limited, DTS, the Symbol, & DTS and the Symbol together, are registered trademarks, and DTS-HD is a trademark of DTS, Inc. © DTS, Inc. All Rights Reserved.

For DTS patents, see <http://patents.dts.com>. Manufactured under license from DTS Licensing Limited, DTS, the Symbol, DTS and the Symbol together, are registered trademarks, and DTS-HD is a trademark of DTS, Inc. © DTS, Inc. All Rights Reserved.

Manufactured under license from Dolby Laboratories, Dolby Digital and the double-D symbol are trademarks of Dolby Laboratories Licensing Corporation.

The Redmi LED TV has the Google Assistant built in. Ask it questions, and let it do things. The more you use it, the more useful it gets. It's your personal Google, always ready to help.

The terms HDMI and HDMI High Definition Multimedia Interface, and the HDMI logo are trademarks or registered trademarks of HDMI Licensing Administrator, Inc. in the United States and/or other countries. © DTS, Inc. All Rights Reserved.

For more details, please call hotline: 1800 103 6286. Official Website: www.mi.com. Service Email Address: service@xiaomi.com

• Redmi TV WARRANTY POLICY

Product	Category	Warranty coverage	Period
TV	Product	TV / Remote	1 year
TV	Parts	Main Board, Power Board, IR PCB, LVDS Cable, Speaker	1 year
TV	Panel	Extended warranty for panel	1+1 year

Redmi TV Warranty Terms & Condition:

- Warranty is limited to the first purchaser of this product and it is not transferable. Purchase invoice with corresponding model and serial number of the unit must be presented to claim warranty.
- Repair or replacement will be carried out by authorized service engineers or through the Authorized Service Centre.
- Free installation or demo of the product, can be availed only once & within 15 days from the date of delivery. Installation of product on Table Top is free. Installation of Product with Wall Mount will carry nominal charges.
- The warranty does not cover accessories external to the Product: e.g. cables, wall mount, etc. - The company's obligation under this warranty shall be limited to repair or providing replacement of parts only.
- In the event of repair/replacement of any parts of the unit, this warranty will thereafter continue and remain in force only for the unexpired period of the warranty from date of purchase. Moreover, the time taken for repair/replacement whether under the warranty or otherwise shall not be excluded from the warranty period.
- In case of any damage during transit attributable to the Customer, the product shall be repaired by the concerned service centre on chargeable basis and warranty for unexpired period to continue from date of purchase.
- Xiaomi Technology India Pvt. Ltd. ("Company") or its Authorized Service Centre reserves the right to retain any parts or components replaced at its discretion, in the event of a defect being notified in the equipment during warranty period.
- Replacement of parts would be purely at the discretion of the Company, alone. In case the replacement of the entire unit is being made, (at the sole discretion of the Company), the same model shall not be excluded from the warranty, such model has been discontinued, it shall be replaced with the model equivalent as deemed by the Company.
- The TV/prod box must be opened and installed by a Xiaomi authorized service engineer/technician else the warranty will be void.
- In the event of any unforeseen circumstances, and spares not being available, the Company's prevailing depreciation rules will be binding on the Customer to accept as a commercial solution in lieu of repairs.
- This warranty will automatically terminate on the expiry of the warranty period as specified herein.
- No Dealer/Distributor/Retailer has authority to vary the terms of above warranty.
- Only courts in Bangalore shall have the jurisdiction for settling any claims, disputes arising under the warranty.
- Warranty is applicable only for products purchased in India. Applicable service charges may be different for products purchased outside India (Other than India).
- Any issues related to the product, customer should report to Call Centre (18001036286). Customer should inform call centre within 24 hours in case of physical damage to the product caused during transit or by the service engineer.
- The Warranty is rendered void in case of the following:
 - Physical damage caused by the customer (including liquid damage) due to improper use or handling, unauthorised modifications/repairs, repairs or installation done by unauthorised persons, use of product/system with equipment not approved by Xiaomi.
 - Acts of God, lightning, electricity surges / abnormal voltage, damage during transit to and from customer's residence or Authorized Service Centre subsequent to the initial delivery and installation of the product.
 - Removal, tampering or alteration of any identification labels on the product or any of its components including the serial number
 - Product is not used in the recommended manner.
 - Product issues caused by use of parts, peripherals or software not recommended by the Company.
 - Company will not be liable for any damage or loss or injury caused due to improper use or handling.



WARRANTY CARD

Dear Customer,

Thank you for buying this Redmi TV. This card entitles you to avail 1 year warranty on the product (LED TV) and 1+1 year extended warranty on display panel.

Customer Information

Product Name: _____

Model No.: _____

Sr. No.: _____

Customer Name: _____

Address: _____

Contact No.: _____

Email ID: _____

Date of purchase: _____

Invoice No.: _____

Dealer Name & Address: _____

Customer Care Help Line: Xiaomi Technology India Pvt. Ltd., Phone No. 1800 1036286, Email: service@xiaomi.com